

### Views from the School Leaders



**Jayanthi Somasekhar**  
Regional Lead Academics  
Hyderabad  
Education

**"Preparing learners for safe conduct in school laboratories".**

#### INDEX

- Message from leaders and stakeholders
- From HSCP Editorial Desk
- HSCP activities / Initiatives around our Schools
- Feedback Corner
- Leveraging Technology
- Nurturing Engagement

One of the best ways to learn is the hands-on approach. That is, through conducting experiments, play and group activities and what better place at schools than a laboratory, to conduct intriguing activities and experiments! In the learning process in schools, it supplements the teachers; classroom lectures and explanations.

The Laboratory, especially the Science-based, is the core space, where students can experiment, see the results and understand difficult concepts with the help of teachers. In the past two years, the joys and challenges of 'doing and learning' in labs has become scarce due to the impact of COVID19.

While School managements, teachers, support staff and parents coordinated to maintain continuity in the learning process through virtual classes received at homes on desktops or laptops by students, the thrill of physical classes, camaraderie, friendly discussions among classmates etc. were missing.

As we get used to the 'New normal', it's time to go back to the Labs following the Covid protocols. Scientists have shown how effectively experiments like sequencing the genome of the virus and its variants in the lab using sophisticated instruments is helping them in a quick understanding and developing potential vaccines and drugs.

Since effective vaccines for entire lot of children in India seems not too close, some important steps need to be put in place and strictly followed to make the laboratory environments safe and enjoyable. It will be good to have students in

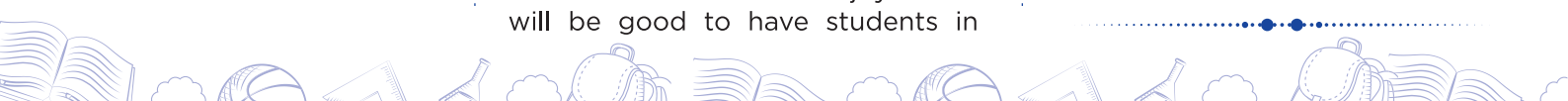
small batches doing experiments. These should be individualized and supervised by the teaching staff or lab technicians with adequate social distancing.

It is very important to ensure that all the staff are fully vaccinated. Similarly, in the procurement of materials, consumable or necessities for the laboratory, adequate care needs to be taken in ensuring sanitation measures are followed.

Lab rooms should be well ventilated, have fewer students, not more than 30 minutes of continuous time spent indoors, washing hands and lab coats are some of the important practices that should be followed as far as possible to minimize problems.

With the Omicron variant posing a fresh threat, the vigilance and precautionary steps need to be strictly adhered too. The best advice for them is to avoid crowding, eat in classrooms or in open spaces, follow regular washing and wear a mask.

Till then discretion is the better part of valour.



## Views from the School Leaders



**Anurag Sharma**  
Principal  
Ryan Education School  
Jaipur

**"Comprehensive approach to chemical safety in the schools".**

"An ounce of prevention is worth a pound of cure."

- Benjamin Franklin

**S**afety is essential in all facets of our lives. It's imperative that we provide appropriate protective measures for children and adolescents in the school environment in order to assure the best education possible for the next generation, this applies to school laboratories as well. It's an irony that despite the understanding of risks very few science labs are properly equipped for conducting contemporary hands-on, inquiry-based science programs. The most dangerous part of it is the fact that a high percentage of the teachers have no limited knowledge of the lack of proper equipment. Teachers need to have an understanding of their legal and professional obligations towards safety.

As a School we must educate

our Teachers about the norms and possible safety measures. We all know operationally that school stocks have to be maintained and chemicals need to be discarded once open after about a year. But what other precautions we need to have is a question that keeps coming to mind. Through this article I would try to share certain resources which can help us solve the pertinent question. Certain bare minimum structural requirements are given in CPWD compendium of architectural guidelines for educational institutes, same can be found out on page number 8 of document whose link is as under:-

[https://cpwd.gov.in/Publication/Compendium\\_of\\_Architectural\\_Norms%20guidelines\\_for\\_Educational\\_Institutions.pdf](https://cpwd.gov.in/Publication/Compendium_of_Architectural_Norms%20guidelines_for_Educational_Institutions.pdf)

Unfortunately this does not talk much about the safety aspects but a document from Department of Health and Human Services Centres for Disease Control and Prevention US specifies in detail what can be the specifics of a safe laboratory and its practices

<https://www.cdc.gov/niosh/docs/2007-107/pdfs/2007-107.pdf>

Some of the prominent topics covered are as under:-

- **Upkeep of Laboratory and Equipment**
- **Recordkeeping**
- **Safety and Emergency Procedures**

- **Maintenance of Chemicals**
- **Preparing for Laboratory Activities**
- **Ensuring Appropriate Laboratory Conduct**

Another relevant document to go through for educators is the Manual of Safety and Health Hazards in the School Science Laboratory published by U.S. DEPARTMENT OF HEALTH AND HUMAN SERVICES which can be downloaded in pdf format from the below link

<https://ntrl.ntis.gov/NTRL/dashboard/searchResults/titleDetail/PB83187435.xhtml>

The purpose of this manual is to provide high school science teachers with a compact reference to hazards encountered while performing experiments in the areas of chemistry the earth sciences, biology, and physics. In the document one can clearly find the hazard index and the rating of hazard for Physics, chemistry, biology and earth science experiments. Before conducting any experiments in lab children need to know the Dos and Don'ts which are given in every laboratory manual published by NCERT, one such example is given on page number 2 of Class XI chemistry laboratory manual

<https://ncert.nic.in/pdf/publication/sciencelaboratorymanuals/classXI/chemistry/kelm201.pdf>

**Safety isn't expensive, it's priceless, for safety is not a gadget but a state of mind.**



## Views from the School Leaders



**Deepadevi K.V**  
PGT – Chemistry  
Science HOD,  
Amanora, Pune.

### "Approaching laboratory safety in Schools (Teacher's Perspective)."

Safety is as easy as ABC  
*-Always Be Careful*

Teachers have an obligation to instruct their students in the basic safety practices required in science laboratories and in the basic principles of health hazards that are found in most middle and secondary school science laboratories. Instructors must be there to observe, supervise, instruct, and correct during the experimentation. Teachers play the most important role in ensuring a safe and healthful learning environment for the students. The ideal time to impress on students' minds the need for caution and preparation is before and while they are working with chemicals in science laboratories.

It is very important:

- To Recognize the hazards
- Assess the risks of the hazards
- Minimize the risks of the hazards
- Prepare for emergencies from uncontrolled hazard

#### GENERAL GUIDELINES

1. A list of general safety rules for a given laboratory setting to be provided to students
2. This list must be manageable and specific for particular class and settings
3. It is also important to provide a safety contract for the students and their parents or guardians to sign
4. It is recommended that each student demonstrate knowledge of the above- mentioned contract, in an assessment, such as a quiz.
5. Students should behave in a mature and responsible manner at all times in the laboratory or wherever chemicals are stored or handled. All inappropriate behavior is especially prohibited
6. Risks in the laboratory can be reduced by taking measures to minimize or control the hazard.
7. Students must be able to estimate the risk and then identify steps to minimize the risk—reducing the quantity of the hazard being handled, using chemical hoods and protective barriers, devising safe procedures for handling the hazard, and using personal protective equipment (PPE).
8. Always read the label on a chemical bottle to obtain and review basic safety information concerning the properties of a chemical. It is the responsibility of teachers to be fully aware of the hazards and risks of all chemicals they are using.
9. Care should be taken when handling, storing, or disposing of chemicals in combination i.e. chemicals which are incompatible with each other.
10. Protective equipment, including chemical goggles, aprons, and gloves, is essential while handling corrosives like acids and bases even if it is diluted.
11. The teacher should ensure that all electrical devices are functioning properly and that the electrical cords are in good condition to avoid electrical hazards

## Views from the School Leaders

12. Never use any type of open flame or any source of ignition around flammable chemicals.
13. It is very important to know the appropriate use of common laboratory equipment to ensure safe laboratory practices.
14. Before an experiment, teacher and students must know;
  - a. What you are working with and how to minimise the exposure to the particular chemical.
  - b. Find and evaluate hazard information on the labels of bottles like corrosive nature of acids and bases and effect of exposure at various concentrations.
  - c. Always ensure the specific concentrations are prepared by the lab attendant/Teacher.
  - d. Ensure that all chemical bottles are properly labeled.
  - e. Students must understand the words to identify the level of hazards (signal words like danger, warning and caution) and specific hazards (corrosive, flammable etc)
15. If an emergency occurs, teacher or medical staff in school must know the first aid applicable before the medical help arrives.
16. After the experiment, ensure that caps on the reagent bottles are tightly secured and stored properly. Ensure that benches are clean before the next class comes in. One of the major causes of accidents is carelessness on the part of someone else.
17. Minimizing the risks of hazards requires an evaluation of an entire experiment and a review of the chemicals used and produced, as well as the equipment, procedures, and PPE.
18. It is vital to prepare for emergencies and know how to respond to accidents, spills, and fires  
At a glance: Zero accident requires 100% commitments to safety.



## Views from the Parents



**Ms. Lavanya Hullur**  
Parent of Samanyu Hullar  
Grade 6  
Tattva School, Bangalore

**H**ome is the place where we live and cherish happy moments together. Keeping it clean and tidy makes us feel fresh and keeps us healthy.

As we are aware, the covid pandemic has taught us in a lot of ways how to protect ourselves from the deadly virus.

In order to keep home clean, certain cleaning products are used in day to day life at home.

Some of the household products that contain hazardous chemicals are oven cleaners, tile cleaners, toilet-bowl cleaners, liquid drain openers, antifreeze, rust removers, gasoline, motor oil, lead etc.

Many common household products contain chemicals that can cause injury, health related problems or death if they are not handled, stored, or used properly.

Follow these safety precautions which needs to be practiced to handle chemical safety at home:

- Any kind of chemical should be kept away from children's reach.
- Carefully read the ingredient list of any product or chemical you use. The details such as, substance is flammable, corrosive, or may cause cancer can

be found in product's label. It will also state whether you should use eye protection, gloves, or other any sort of safety equipment.

- Be aware of the hazardous materials you come in contact with. Learn about the specific characteristics and dangers.
- Follow safe procedures when you handle hazardous material. Don't take shortcuts.
- Don't mix or combine hazardous materials unless you know you can do so safely. Many products can cause violent reactions or release poisonous fumes when combined.
- Transferring flammable liquids like gasoline, from one container to another can make static electricity that could ignite the fumes.
- Always carry chemicals in approved containers.
- Always wash your hands after using any unsafe material.
- Store materials properly, as directed on their labels. Flammable chemicals should be stored in a cool, dry place away from heat and sunlight. Some chemicals like acids must be stored separately from each other.



## Views from the Students



**Kathi Uthwik Reddy**

Grade: 11-A

Johnson Grammar School,  
ICSE, Mallapur

Science laboratories are always fascinating. They are the places in school where we apply our theoretical knowledge. Hands-on experience of scientific tools and methods imparts us with essential laboratory skills and increases the level of understanding of the concept.

Here at Johnson Grammar School, safety of students and teachers is of utmost priority. Therefore, we follow several safety measures in labs while performing experiments and at the same time never fail to enjoy the class. These measures can be summed up as:

- » Spacious rooms allocated for laboratories ensure smooth conduction of experiments.
- » All the students are well informed about the expected laboratory etiquette.
- » Social distancing is always ensured by limiting the number of students who can perform the experiment per table.
- » Wearing an apron and gloves is a must before dealing with any kind of chemicals.
- » Washing of hands with hand wash or sanitizer before and after the experiment is mandatory.

### “Safety practices in science laboratories- Student responsibilities.”

- » There is no sharing of tools and chemicals among the students as each one is provided with the required materials before the experiment starts by the lab in-charge.
- » Constant guidance and monitoring is done by teachers and lab in-charge how to safely operate apparatus and deal with chemicals is provided by teachers.
- » First Aid Kit is placed in a cart.

In spite of several safety practices followed by the school, we as students have certain responsibilities to fulfill to ensure our own safety in a laboratory:

- We should be clear about the instructions regarding the experiments to be performed.
- Always perform the experiments in the presence of the teacher.
- We should be careful and alert while performing the experiments.
- Scientific tools should be used gently to avoid breakage.
- Required quantity of chemicals should be used as per the need.
- Students are instructed to report to the teachers immediately in case of any accidents.
- Students are strictly prohibited from playing/inhaling/consuming the chemicals.

Every student would always be excited to step into a science laboratory and gain some practical knowledge. This is done without any compromise in all safety at Johnson Grammar School.



## Form the HSCP Editorial Desk- Chemicals & Hazard Warning



Chemicals are used in school mainly for upkeep of hygiene and sanitization measures and for experimental purposes in the science laboratories. Many a time mishandling of chemicals without knowing the hazard leads to incidents and accidents associated with the chemicals. In the original chemical containers, hazard warning representations are used to alert about the presence of a hazardous nature of the chemical. These pictograms generally called **GHS symbols** (Globally Harmonized System of Classification and Labelling of Chemicals) help to know that the chemicals that they are using might cause harm to people or the environment. The hazard pictograms appear in the shape of a diamond with a distinctive red border and white background. One or more pictograms might also appear on the labelling of a single chemical.

GHS consists of three major hazard groups:

**1. Physical hazards-** Any chemical that has the potential to cause physical harm to those in the area will be classified in this group. Physical harm will include Explosives, Flammable gases, Aerosols, oxidizing gases, Gases under pressure, Flammable liquids, Flammable solids, Self-reactive substances and mixtures, Oxidizing liquids/solids, etc.

**2. Health hazards-** Chemicals that are categorized within the health hazards group have the potential to cause health-related issues. This would include toxic chemicals, chemicals that can cause health problems when they come in contact with the skin, eyes, or are inhaled. The health hazards can range from causing coughing to organ failure to cancer, and many other things. Examples for health hazard classes like Acute toxicity, Skin corrosion/irritation, Serious eye damage/eye irritation, Respiratory or skin sensitization, Carcinogenicity, etc.

**3. Environmental Hazards-** This group includes chemicals that can cause damage or problems to the environment. For example, if a chemical will kill or damage life in a body of water/ aquatic environment (acute and chronic), or cause it to become non potable, it will fall in this group. Chemicals that damage the ozone layer are also considered environmental hazards.

## GHS PICTOGRAMS & HAZARDS

LEARN THEM, RECOGNIZE THE, NEED THEM



|  |   |  |  |  |  |   |                                       |  |
|--|---|--|--|--|--|---|---------------------------------------|--|
| <b>SKULL AND CROSSBONES</b><br>Acute toxicity (fatal or toxic) | <b>CORROSION</b><br>Skin corrosion burns/<br>eye damage/<br>corrosive to metals | <b>Exploding Bomb</b><br>Explosives/<br>Self-Reactives/<br>Organic Peroxides | <b>Flame</b><br>Flammables/<br>Pyrophorics/<br>Self-Heating/<br>Emits Flammable Gas/<br>Self-Reactives/<br>Organic Peroxides | <b>Exclamation Mark</b><br>Irritant (skin and eye)/<br>Skin Sensitizer/<br>Acute Toxicity (harmful)/<br>Narcotic Effects/<br>Respiratory Tract Irritant/<br>Hazardous to Ozone Layer (Non-Mandatory) | <b>Health Hazard</b><br>Carcinogen/<br>Mutagenicity/<br>Reproductive Toxicity/<br>Respiratory Sensitizer/<br>Target Organ Toxicity/<br>Aspiration Toxicity | <b>Gas Cylinder</b><br>Gases Under Pressure | <b>Flame Over Circle</b><br>Oxidizers | <b>Environment</b><br>Aquatic Toxicity |
|--|---|--|--|--|--|---|---------------------------------------|--|

Next time whenever you look in the chemical bottle just have a quick look observe these GHS symbol and identify which hazard nature does that chemical possess.



## HSCP Activities / Initiatives around our Schools

### A. Staff Vaccination status

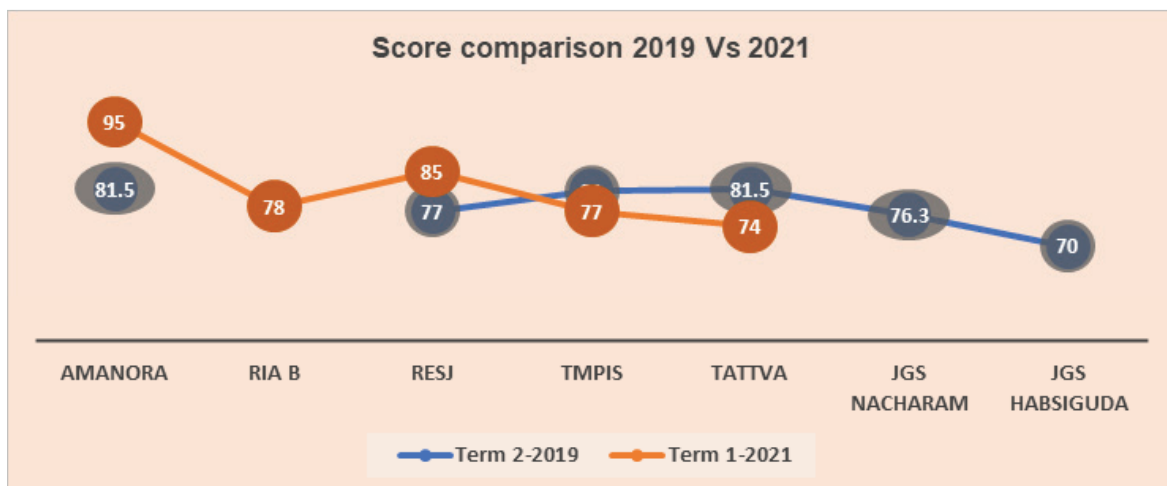
Covid-19 Vaccination of all our staff and support staff members are being tracked week on week basis by the school HSCP coordinator. As of today, we have 10% of our staff members who are partially vaccinated (First dose), 88.39% fully vaccinated (Both doses). School-wise staff vaccination status is tabulated below.. Pending cases relate to people with specific medical conditions.

| School name                            | Percentage of vaccinated staff |
|--|--------------------------------|
| Johnson Grammar School, Habsiguda      | 99%                            |
| Johnson Grammar School, Mallapur       | 100%                           |
| Tattva School                          | 100%                           |
| Amanora School                         | 99%                            |
| T.M. Patel International School        | 97%                            |
| Ryan International Academy, Bavdhan    | 100%                           |
| Ryan Education School, Jaipur          | 100%                           |
| Ryan International Academy, Hinjewadi  | 100%                           |
| Ryan Education School, Sarjapur        | 100%                           |
| Ryan International Academy, Dombivilli | 100%                           |

### B. Virtual Assessment of Safety Protocol (VASP) & Surprise Audit

First-term surprise audits were conducted in all the schools. Some of them have undergone VASP where the audit was conducted virtually, whereas some have undergone physical inspection in the school. The audit score percentage obtained by the school is tabulated below.

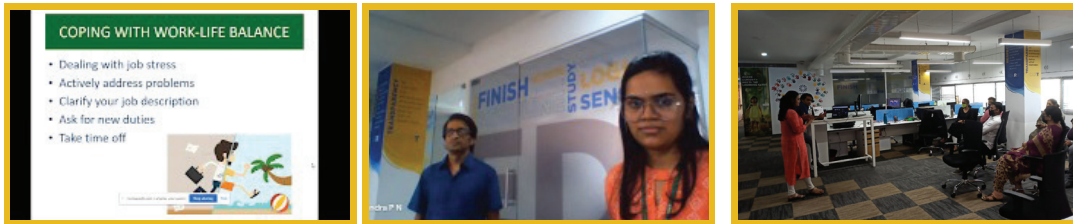
| School name                         | Audit Score in% | Type of Audit   |
|-------------------------------------|-----------------|-----------------|
| Amanora School                      | 95%             | VASP            |
| Ryan International Academy, Bavdhan | 78%             | VASP            |
| Ryan Education School, Jaipur       | 85%             | VASP & Physical |
| T.M. Patel International School     | 77%             | VASP & Physical |
| Tattva                              | 74%             | Physical audit  |





## C. Work life Balance – Session with an expert

A session on work-life balance and managing stress was organized in the Bangalore Education office. Speaker was an expert counseling psychologist, Ms. Sneha who is currently working with Fortis Healthcare, Bannerghatta, Bangalore. Total 41 participants which included the management team of education, school Principals, HSCP coordinators, Academic coordinators attended the session through online/offline model of session.



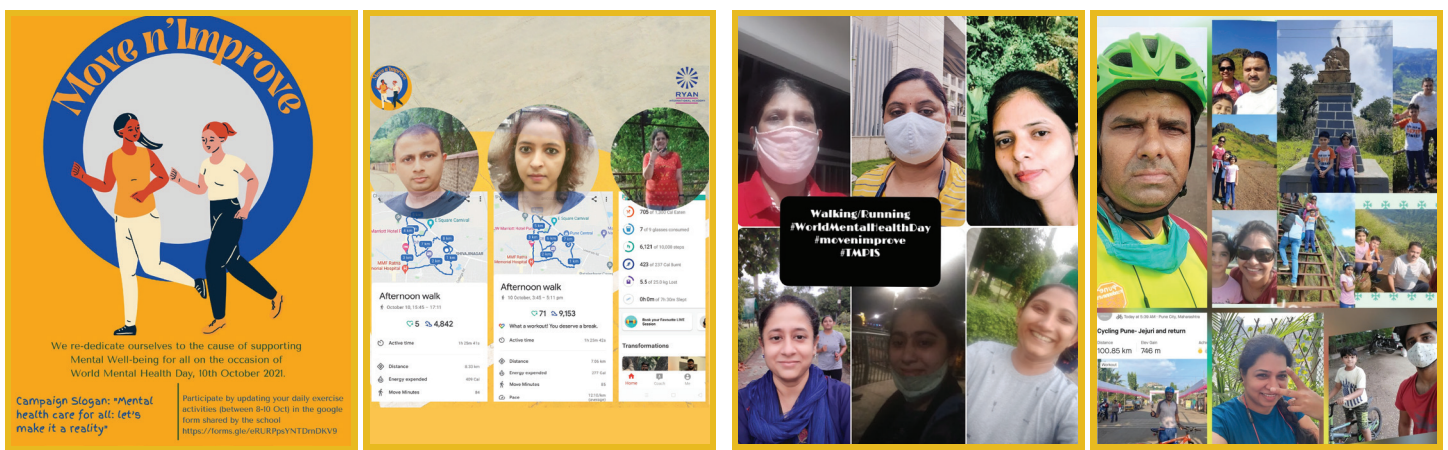
## D. School Reopening for Grades 1 to 12

Tattva in Bangalore, TMPIS Surat, RES Jaipur, and Johnson Grammar School Hyderabad schools have opened now from Grade 1 to 12. Amanora school Pune has opened for senior grades. All Covid-19 safety protocols advisories of the government and board are well established. It was heartening to see the smile on our young learners' faces while they returned back to the school. Kudos to our School CERT team members for establishing, governing & adhering to all covid-19 control measures.



## E. Mental Health Awareness Program- Move n Improve

On the occasion of World mental health awareness program on October 10 we have launched a 1-week campaign **MoveforMentalHealth** to raise awareness on this year's World Mental Health day. We encouraged our parents and staff to participate in activities like **Walking/Running /Cycling** to support this campaign. A Total of 1071 KMs we moved as a part of this campaign (*TMPIS-123kms, Tattva-223kms, RIA-43kms, RESJ-88kms, Amanora-456kms, REN-138kms*)

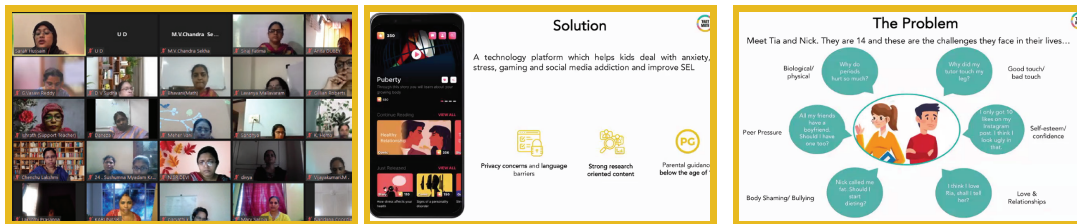


## F. Socio-Emotional Learning Adolescence

A Webinar was conducted for our Staff and Parents on the topic "Socio-Emotional Learning & Adolescents". The program was conducted by a Clinical Psychologist from an agency named 'That Mate'. Totally 944 people participated in the program (TMPIS-37, JGS Habsiguda-286, JGS Mallapur-323, Amanora 298 Participants from Parents and Staff)

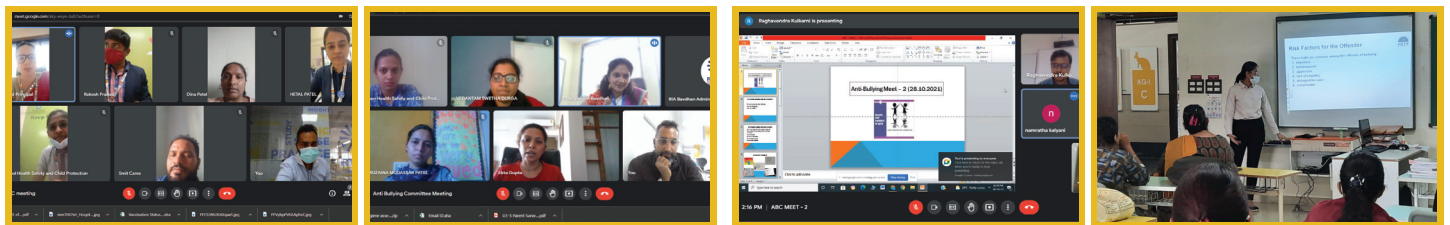
The structure of the workshop included:

- Discussing some common psycho-social issues that children & adolescents experience which often go unnoticed by parents.
- How do these issues compromise your child's behavioural, academic & personality growth?
- Why is it important to build social-emotional learning skills in your children to help deal with such issues?
- How social-emotional learning is beneficial for psycho-social development and future success?
- How as parents can you enhance emotional bonding with your kids and help improve their emotional and mental wellness?



## G. Second Quarter ABC meetings

All schools have conducted Anti-Bullying Committee meetings for the second quarter. The key discussion of the meeting anti-bullying program & activities that are conducted during the period, counsellor engagement plan, online safety incidents, monitoring child behavioral aspects during the online classroom, reporting of incidents, and communications.



## H. Cyber Safety Workshop for children

Amanora School has organized a cyber-safety awareness program for senior grade students in the month of Oct 2021. The session was organized with the support of KPMG Pune. The webinar discussion and QA in detail covered various online safety norms like protecting online identity, cyberbullying, secure login, smartphone safety, Online game, Social media safety, cyber-attacks.

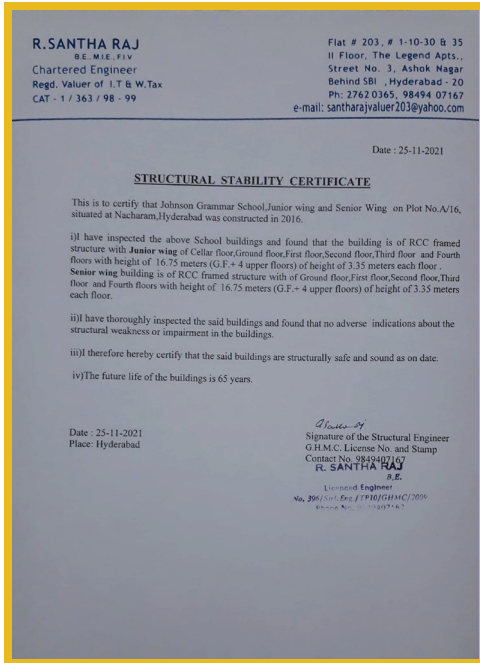


## I. Fire Evacuation Drill in the School

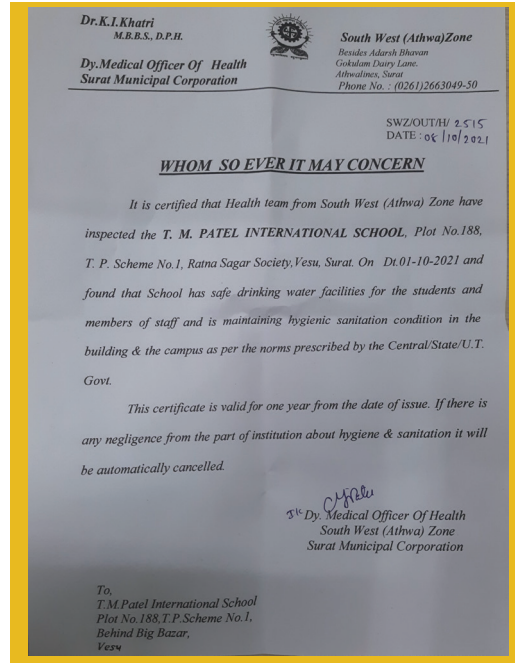
In a few of our schools we have conducted fire evacuation drills as the learners and staff are back in the school. There was a quick response to these surprise drills and we could evacuate everyone within less than 3 minutes considering adopting all the safety precautions of covid. School CERT team and Fire wardens played an important role in evacuation egress to the safe assembly points.



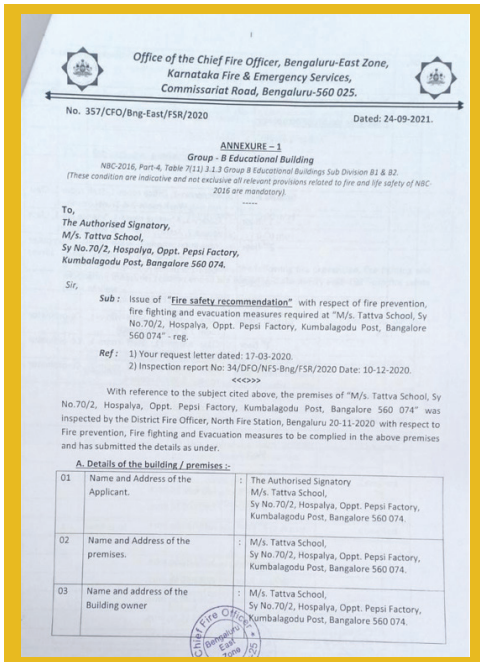
### J. Certifications



Structure Stability Certificate JGS Hyderabad



Health & Sanitation Certificate-TMPIS



Fire NOC Recommendation Tattva



Building Structural Stability Certificate Tattva



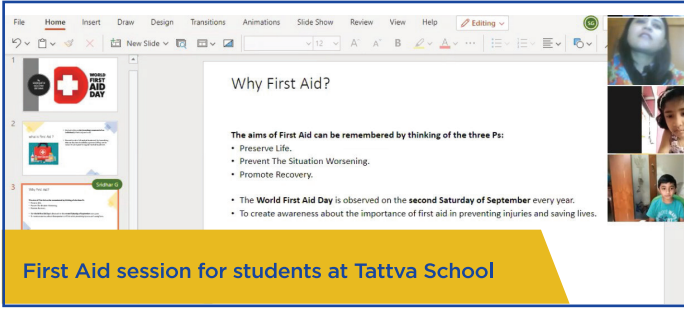
## Other HSCP Events' updates from the school



International Girl Child Day celebrated in Tattva school



Poster making competition on importance of cleanliness at Tattva School



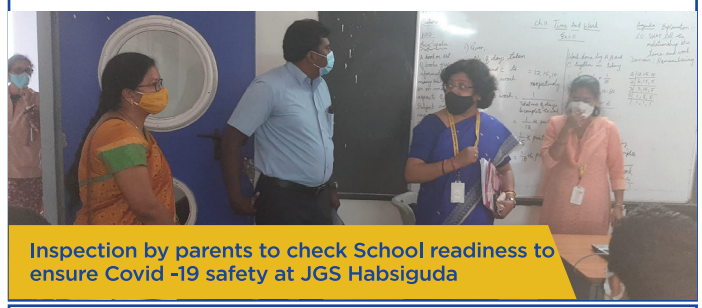
First Aid session for students at Tattva School



CERT members meeting to review Covid Safety protocols at JGS Habsiguda



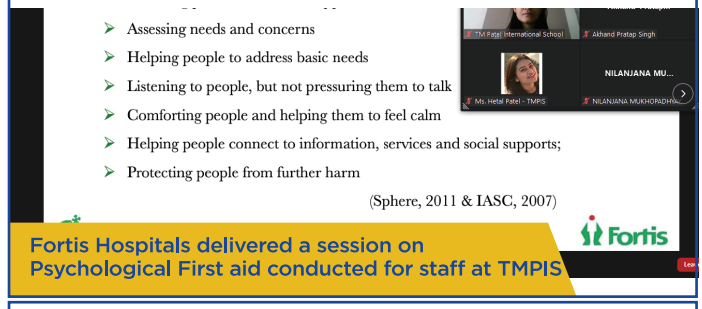
HSCP committee formation & student investiture at JGS Habsiguda



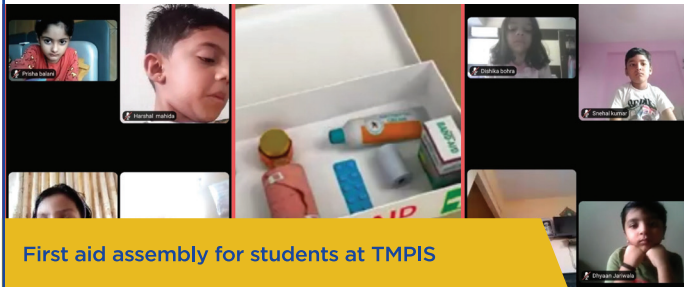
Inspection by parents to check School readiness to ensure Covid -19 safety at JGS Habsiguda



Session done by Alumni on Drug awareness and illicit trafficking at JGS Habsiguda



Fortis Hospitals delivered a session on Psychological First aid conducted for staff at TMPIS



First aid assembly for students at TMPIS



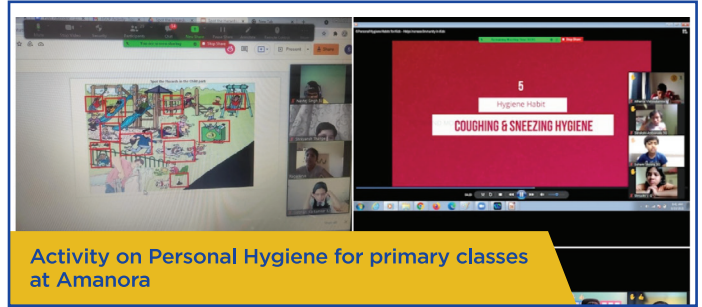
CSA training for teachers at TMPIS



## Other HSCP Events' updates from the school



Health checkup for all support staff organized at Amanora



Activity on Personal Hygiene for primary classes at Amanora



Demonstration of chemical safety in lab at JGS Mallapur



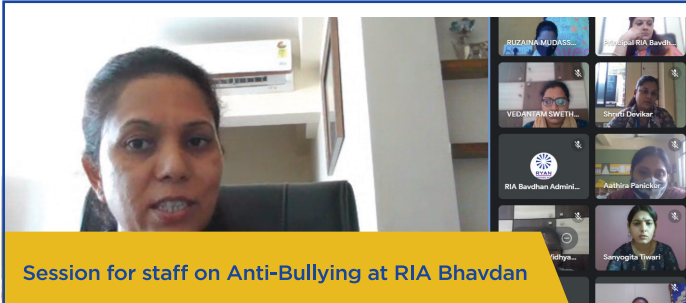
Class talk on bullying at JGS Mallapur



Session for Private Vehicle Drivers at JGS Mallapur



Session for CERT on Semester exam plan at JGS Mallapur



Session for staff on Anti-Bullying at RIA Bhavdan



Firefighting training for support staff at RESJ


**Prevention of Heart Diseases**  
By Chinmay Minglani



World Heart day awareness program for students at RESJ

REC LIVE

The Guest Speaker - Dr. Bhooshan Shukla



Dr. Bhooshan Shukla  
M.D. (Psychiatry), D.N.B. (Psychiatry), MRCPsych (London) & holds a Medical Diploma in Hypnosis (London)

Webinar session on "helping children to adapt to physical schooling" by Dr. Bhooshan Shukla (Child Psychiatrist) at RIA Bhavdan



## Parent Feedback Corner



**Ramesh Patel**  
**Parent of Manav Patel, Grade VI,**  
**TM PATEL INT' SCHOOL SURAT**

The school has been working very responsibly with regards to child safety and protection. HSCP is something which is an utmost necessity in school. They have well trained teachers who can handle any issues related to children care and safety. They also have a neat and clean infirmary which provides first aid in times of emergency. As a parent, I am very satisfied with the efforts of the HSCP Team, which strives to provide the best out of the rest when it comes to Health Safety and Child Protection.

**Ms. Surabhi Srinivas**  
**Parent of Shreyas, Grade VIII,**  
**Tattva School Bangalore**


We are happy with the strict HSCP protocol followed by Tattva school. The strict monitoring of children's fever, cold or cough and subsequent follow up is praiseworthy.

Sanitization is done regularly and the school is able to maintain a healthy atmosphere for children in this scary period. We thank school managers and staff for their strict maintenance of HSCP protocol.



**Seema Gandhi**  
**Parent of Tanishka Gandhi, Grade - X F,**  
**Amanora School Pune**

Amanora School is strictly following all necessary HSCP guidelines and in doing so have rightfully gained the trust of numerous parents including myself. When a good portion of a student's day is spent in school, it becomes the job of the school to make child safety and protection a top priority. I am assured of my child's safe arrival at and return from the school, thanks to authorities ensuring traffic management in the school zone. Social distancing norms and COVID-19 guidelines are followed and the entire staff is also double-vaccinated. Moreover, along with an efficient infirmary, proper hygiene is maintained on campus. In conclusion, I feel very relaxed sending my wards to Amanora School.



## Parent Feedback Corner



**Kirtikumar A Patel**  
**Parent of Dikshita K Patel, Grade - VII,**  
**RIA Bhavdhan**

During my school visit I observed that the school is following the high-level hygiene protocols and safety measures which are required for students as well as for staff. The school is also conducting programs and training frequently to upgrade and update the students and staff on health and safety topics. I am highly satisfied with the management and staff for taking and implementing all the safety measures and following all the protocols required.

**Deepak Chand Mathur**  
**Parent of Tejal Mathur, Grade IIA,**  
**JGS Mallapur**



I have been sending my child for offline classes to the school, since last month and I feel safe when my daughter tells me about the Covid protocols being maintained in school premises such as social distancing during arrival and dispersal, hand and shoe sanitization etc, I would like to appreciate the school Management, HSCP team, Teachers and Other staff members for taking care of students in this pandemic time. My child is also happy since offline classes started.



**Butti Saritha**  
**Parent of Jasmitha Butti, Grade VIII E,**  
**Amanora School Pune**

We couldn't have asked for a better school within the society with excellent child safety. Especially in these times of covid the school has taken good measures for the student's health safety.





## Leveraging Technology: COSHH (Control of Substances Hazardous to Health)

COSHH is a statutory requirement put forward by the United Kingdom which states the general safety requirements enforced on employers to protect their employees and other persons from the hazards of substances (mainly chemicals) that are used at the workplace by conducting risk assessment, control of exposure, health surveillance and incident planning. Organization by its safety policies or process can prevent or reduce workers/employees exposure to hazardous substances by: setting out basic advice on what to do to control exposure to hazardous substances in the workplace.


The approach takes the form of straightforward advice in 'factsheets' called 'control guidance sheets'. There are two types of sheets, industry-specific 'direct advice sheets' and 'generic control guidance sheets'. Schools can establish safety systems that can prevent or reduce worker's (mainly HK) other employees and learner's exposure to hazardous substances by:

- finding out what the health hazards are;
- deciding how to prevent harm to health (risk assessment)
- providing control measures to reduce harm to health;
- making sure they are used;
- keeping all control measures in good working order;
- providing information, instruction and training for employees and others;
- providing monitoring and health surveillance in appropriate cases;
- planning for emergencies.



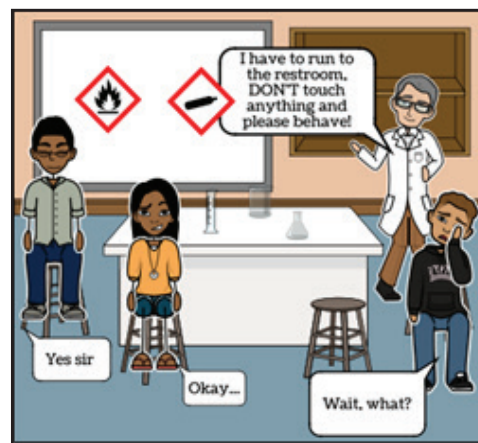



In our schools we use chemicals mainly for Housekeeping purposes and in the science laboratory. School HSCP Team can identify the chemicals especially those which are hazardous /harmful in nature, conduct a COSHH risk assessment (as below format) and train the users about the risk of each of those chemicals. Product assessment need to reviewed each year and the same needs to be displayed in the areas that the chemical is used or stored so that a user can easily refer this whenever its required.

JOHNSON GRAMMAR SCHOOL, HABSIGUDA  
Page 1 of 11  
**COSHH Product Assessment Form**

| Site / School Name: <b>JOHNSON GRAMMAR SCHOOL, HABSIGUDA</b>  |   |                               |   | Date: <b>27-7-2018</b>  |   |
|---|---|-------------------------------|---|---|---|
| Please refer to the Manufacturer's Material Safety Data Sheet (MSDS), a copy of which must be attached to this assessment, when completing the information in the boxes below   |   |                               |   |   |   |
| What is the name of the chemical product?   | What is the manufacturer's name and telephone number?                 | What is the product used for? | What does the product look like?                                | Describe the hazard warning (e.g. Corrosive, Irritant, Harmful or Non-hazardous)          | What are the Risk Phrases? (e.g. Causes severe burns)   |
| CITRA CLEAN   | Bio Productions Ltd<br>Tel No: 01444 244000 /<br>Fax No: 01444 244000 | FLOOR CLEANING                | Orange colour Liquid  | No dangerous decomposition products known if used and handled according to specifications | Unlikely to be irritating in normal use.<br>On the skin: Irritation due to prolong contact<br>On the eyes: Irritation |
| How frequently is the product used?<br>Daily  |   | Daily                         | How long is the product used for at any one time?<br>15 Minutes |   | 30 MIN  |
| What are the Safety Precautions, including PPE where appropriate? See sections 11 & 12 of SDS and any safety information on the product label   |   |                               |   |   |   |
| Safety Precautions  |   |                               | PPE Required  |   |   |
| <ol style="list-style-type: none"> <li>Avoid eye contact and prolonged skin contact</li> <li>Keep in original containers</li> <li>Keep tightly closed when not in use</li> <li>Store away from sparks, naked flames or sources of ignition</li> <li>Do not store below 50 C degrees or above 300C degrees.</li> </ol> |   |                               | Chemical resistant Gloves to be used while handling as PPE      |   |   |
| For further information regarding first-aid, firefighting, spillage or accidental release, handling, storage and disposal considerations – see manufacturer's Safety Data Sheet   |   |                               |   |   |   |
| Assessed by: <b>Admin Head</b>  |   |                               | Signature: <b>Anitha Kosuri</b>                                 |   |   |



## Cartoon Section: Caution with Chemicals



## Quiz Section: Chemical Safety in Science Laboratories

1. You get a chemical in your eye. What should you do?

- A Apply first aid
- B Immediately flush with water, continue washing for 10 minutes
- A Nothing, unless the chemical causes discomfort

2. What should be worn in a laboratory at all times to decrease the likelihood of eye injury?

- A Corrective lenses
- B Safety Glasses
- C A mask

3. Eating and drinking is not permitted in the lab because:

- A There would not be enough time to finish the experiment
- B You could be chemical poisoned
- C Gets you sick

4. What should be the very last function performed in the lab before you leave?

- A Bid the instructor farewell
- B Make sure that your locker is secure
- C Wash your hands

5. Why are no unauthorized experiments permitted in the lab?

- A The student lacks experience in the lab
- B Most professors love to see only their selected experiments performed
- C It may take more time to perform than expected

Answers 1-b, 2-b, 3-b, 4-c, 5 -a

**We wish you a very Happy New Year 2022!**  
**Stay Safe, Stay Healthy!**

For any editorial queries, feedback and suggestions reach us:  
udayakumar.kumaran@edunation.co.in; narendra.kumar@edunation.co.in  
Copyright ©2021 Edunation Services Pvt. Ltd., All rights reserved. 12/2021

